

LESSON PLAN

Name of the Teacher:

Grade :

Date :

Subject : Caring Adventures with "Loris Opens Up His Heart"

Lesson Focus :

1. **Understanding** the challenges of foster care.
2. **Building** empathy for those facing challenges.
3. **Exploring** compassion and resilience.

Assessment :

1. **Group Discussion - Empathy**
Evaluate how well students can identify Loris's emotions and express what he might be feeling.
2. **Creative Activity - Compassion**
Evaluate students' ability to show compassion towards Loris.

Materials Needed:

Copies of the book "Loris Opens Up His Heart" (Amazon)
Art supplies (chart paper, crayons, markers)
Emotion cards (optional)



LESSON PLAN

1. Introduction - Foster Care (5 minutes)

“What comes to mind when you think about foster care?”

List responses on chart paper.

Explain: Children live with foster families because they can't stay with their own for reasons like being unsafe. Sometimes they can go back home, sometimes they can't.

2. Read-Aloud “Loris Opens Up His Heart” (10 minutes)

Read the book. Each student chooses a character to role-play.

3. Group Discussion - Empathy (10 minutes)

See illustrations on pages 3 and 4 of this Lesson Plan.

Ask questions: “How do you think Loris feels?”

4. Creative Activity - Compassion (10 minutes)

Students draw a picture of how they can help Loris. Page 5.

5. Sharing and Reflection (5 minutes)

Encourage students to share one thing they learned about children in foster care like Loris.



LESSON PLAN

Ad 3. Group Discussion - Empathy

Focus on the pages below. Ask "How does Loris feel?"

Loris refuses to eat with his new foster family.



Loris shares fear of his stepfather and the pain of losing parents.

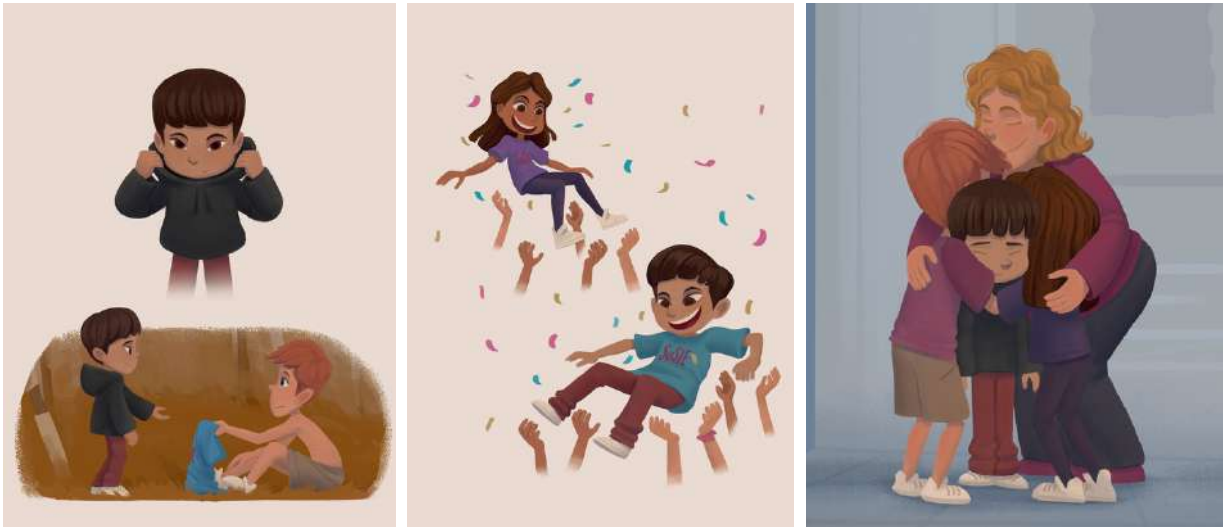


LESSON PLAN

Ad 3. Group Discussion - Empathy

Focus on the pages below. Ask "How does Loris feel?"

Loris takes off his hoodie to run in the charity race and wins it.



Loris is leaving behind the painful memories during the race.



LESSON PLAN

Ad 4. Creative Activity - Compassion

Students draw a picture of how they can help Loris.

Ask: "What might help Loris feel better?"



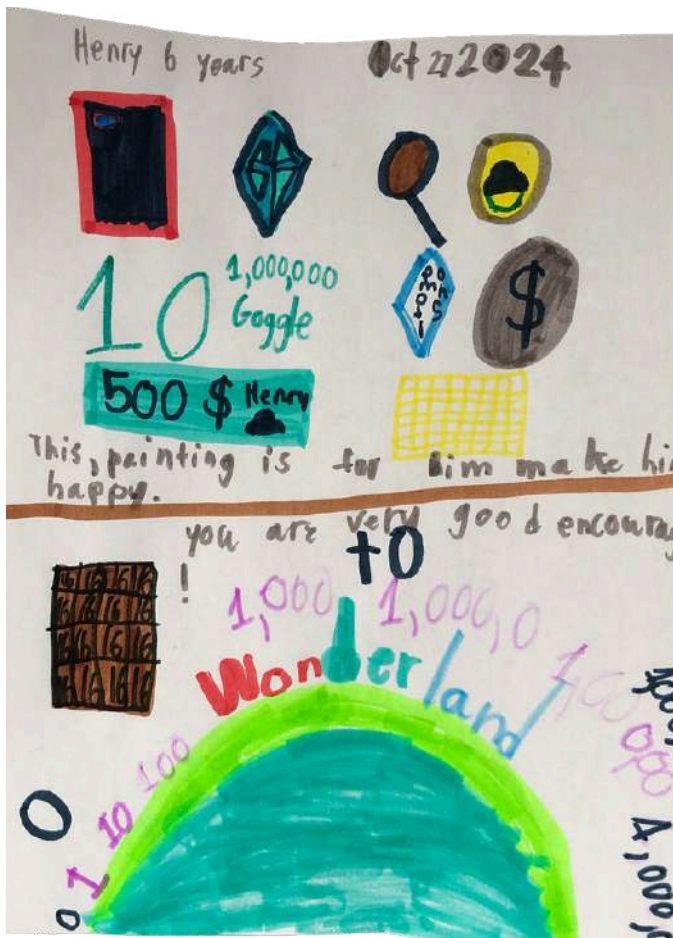
Ava (7) drew a picture of herself and Loris. She gave him a diamond to help find his "forever parents."

LESSON PLAN

Ad 4. Creative Activity - Compassion

Students draw a picture of how they can help Loris.

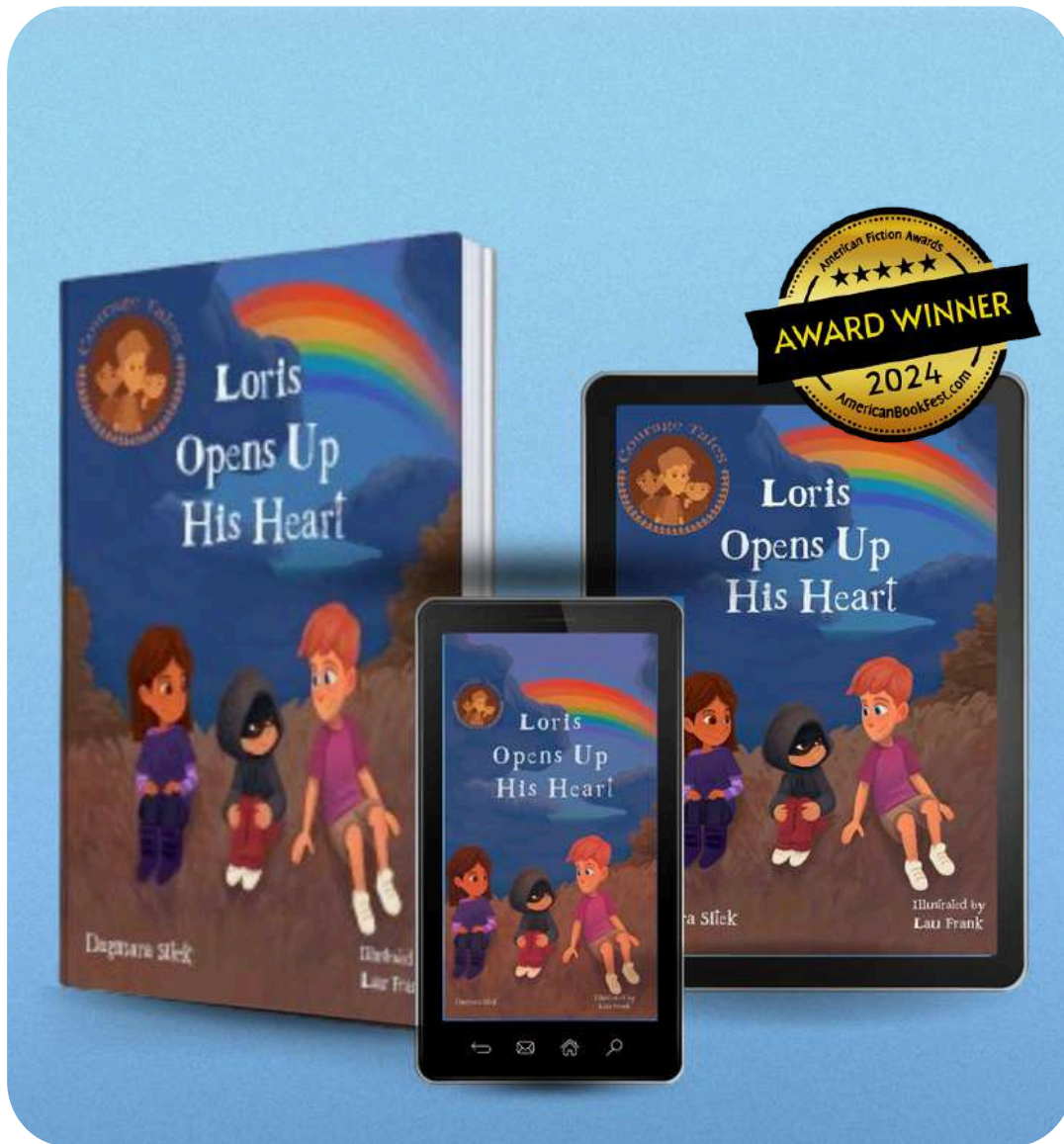
Ask: "What might help Loris feel better?"



Henry (6) drew a picture of his "treasures" to share with Loris: chocolate, crystals, favorite cartoons, and coins.



LORIS OPENS UP HIS HEART



Check out the award-winning book
"Loris Opens Up His Heart"

www.couragetales.com